

# Find Value

Audio • Video • Lighting • Control • Collaboration • IOT • ICT

Our vision is to be the most preferred & innovation-driven AV, ICT and IOT integration company for enterprise, education, hospitality, healthcare, command centre, auditorium, retail and residential projects





**Trust**

**Experience**

**Quality**

**Focus**

**Discipline**

## What we Offer

**Trust of Partners**  
**Correct Design**  
**Top Quality Design**  
**Execution & Support**  
**AVIXA driven standards**

**500+**

Clients

**2,800+**

Projects pan-India

**22+ years**

of quality AV experience

**90+**

Trained professionals

Our adaptable, customized and robust design solutions offer quality and cost advantages which has ensured the highest retention rates in the AV industry. Our vast experience and trained professionals execute the project with standards-driven and process driven methodologies.

### Design

Standards - driven and robust

### Supply

Within stipulated timeframes

### Install

Quality with 30 point checklist

### Maintain

On call/on site support

# Sectors

## Enterprise



- High End Boardrooms
- Training Rooms
- Video Conference / Huddle Spaces

## Education



- Auditoriums
- Distance Learning
- Collaborative Learning

## Retail



- Video wall / Digital Signage
- Face Recognition and Analytics
- Footfall Tracking

## Healthcare



- OT to Training Room Streaming
- PA Paging and Nurse Call
- Conference and Learning Applications


# Sectors

## Command Center



- AV over IP
- Software defined AV
- Gesture based Systems

## Software Defined AV



- Digital Signage
- Command Centres
- Collaborative Learning

## Residential



- Dedicated Den 5.1/7.1 Systems
- Multiroom Audio
- Whole Home Automation & Lighting

## Hospitality



- Banquet Halls and Ballrooms
- Background Music Systems
- Nightclubs and Performance

## Industry Standards & Affiliations



AVIXA™ is the Audiovisual and Integrated Experience Association is an international trade association representing the audiovisual industry.



ISO [9001:2015](#) sets out the criteria for a quality management system.



Principal Sourcing Partners from Singapore for High quality Audio Visual products.

# How we work - Design

- **Audiovisual Systems Performance Verification**

This standard provides a framework and supporting processes for determining elements of an AV system.

- **Cable Labeling for Audiovisual Systems**

This standard defines requirements for audiovisual system cable labeling for a variety of venues.

- **Standards Guide for Audiovisual Systems Design**

This standard outlines a consistent set of the standard tasks, responsibilities and deliverables.

- **Projected Image System Contrast Ratio**

This standard addresses the image contrast ratio of display systems used in presentation environments.

- **Audio Coverage Uniformity**

This standard defines parameters for characterizing a sound system's coverage of defined listener areas.

- **Audio, Video and Architectural Drawing Symbols**

This standard defines a standardized set of architectural floor plan and reflected ceiling plan symbols for audio, video and control systems.

- **Lighting Performance for VC Rooms**

This standard provides lighting parameters and performance criteria's for small to medium sized spaces for Video Conferencing.

- **Display Image Size for 2D content**

This standard determines display image size and relative viewing positions for Basic and Analytical Decision Making.

- **Sound System Spectral Balance**

This standard defines a measurement and validation process that ensures sound systems reproduce a relatively uniform spectral balance.

- **Audiovisual Systems Energy Management**

This internationally applicable Standard addresses the control, monitoring and use of electric power for AV systems.



# Service Lines

## System Integration



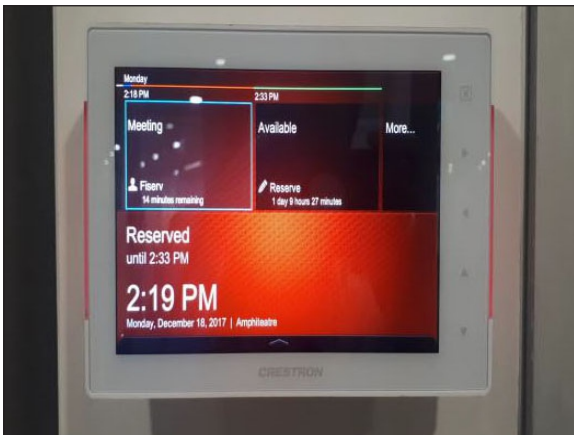
## Software Defined AV



## Workspace Intelligence




## Stand-alone Solutions



## Internet Of Things



## Annual Maintenance Contract





# System Integration

All Wave AV Systems , an enterprise with 22+ years of experience in the Audio Visual Industry will help you optimize your workplace to a collaborative one.

We work with globally recognised brands with sophisticated and latest technologies.

We deliver projects which help reduce operational costs , increase productivity and enhance effectiveness.

## **Our Projects Include but are not limited to :**

- Boardrooms
- Conference Rooms
- Huddle Spaces
- Video Conferencing and Webcasting
- Auditoriums
- Classrooms / Training Centres
- Banquet Halls
- Restaurants
- Command Centres
- Smart Homes



# Software Defined AV

We design one complete software which is operative from a touch pad. This helps control systems installed and integrated at various locations. This gives a unique experience to the user. Our Audio Visual Project Management System drawing specifically indicates locations of each equipment and it's Integration with the rest.

## Software Defined Solutions include:

- Digital Signage
- Customer Feedback
- Security
- Retail Industry




# Workspace Intelligence

Workplaces of today have changed as dramatically along with the way people choose to work. As a result, organizations must plan and manage spaces that drive cost efficiencies and align with new employee preferences. Most organizations lack the necessary tools to understand their workplaces, and are thus unable to optimize their utilization. Our sensor based space planning and management system look to provide a holistic view of spaces in real time by using a variety of sensors to collect data on selected workspaces. It measures overall occupancy, desk utilization, meeting room utilization, and certain environmental conditions to help understand and optimize your workplace and to meet your employee needs.

## Our Workspace Solution Implementation includes:

- Enterprise
- Banking
- Retail
- IT and ITES
- Smart Buildings
- Co-working spaces



Daylight  
Occupancy Sensor



Wireless  
Occupancy Node



Nova Sensor



Wireless Light addressing Device

## Standalone Solutions

We have solutions that suits for every space. We understand the need of our customers and their business, Professional collaborations are not just restricted to huge spaces, but they are also important for smaller enterprises.

We design portable solutions which can make your impromptu meetings collaborate swiftly and simply. We offer a plenty of different items which can be utilized for conveying an solutions like

- Room Schedulers
- Portable PA stands
- 3D Holograms for retail spaces
- Sophisticated Mounting docks
- Custom Art with in-built Loudspeakers



# Annual Maintenance Contracts

At Allwave-AV we take our services to the next level. We have best retention rates in industry. Our main aim is to minimize the downtime. We maintain periodic testing of equipment's and services every quarter, to ensure everything is perfect and it helps to continue grow your productivity. Our team of AMC with over 100 sites under maintenance is available and committed to service. We are available at any moment notice to fully support you. Whether you require a Maintenance support , or a time and materials solution, we are committed in being your partner and providing your organization with exceptional service through best retention rates , Periodic testing of equipment and Preventive monthly checks.

## **Our AMC includes following :**

- Spare Parts.
- Labour Parts.
- Periodic Maintenance.
- Standby Equipment.
- On-Site user training.





# Advanced Services and IOT

Among the leading AV Integration companies in world, We employ IOT to our Audio Visual Integration systems, to provide more your industry with seamless actionable insights. We employ IOT to sectors for seamlessly actionable insights in sectors of :

- Education
- Retail
- Hospitality
- Medicine
- Enterprise.

We continuously keep evolving our expertise to add value to your business. From building smart applications to smart cities.

IOT is transforming industries at a rapid pace.

Organizations seek to enter new markets, create disruptive business models, develop new products to increase their productivity.

IOT will provide you with enormous benefits in near future. With the help of this advanced systems you can control or manage meetings, trainings etc. from any point of your room.



# Documentation

We pay special attention to project documentation, communication and to ensure projects however big, or small are track on daily and weekly basis and updates given to client space planners and project consultants.

A handover of the project is done using project documentations

- Handover document
- Schematic drawing
- Audio Visual Project Management System drawing
- 30 Point Checklist

Each room is build to the Client's specification and signed off by our team as a mark of quality and workmanship assured.

## Handover Document



**all-wave av**  
find value in everything we do

**AV SYSTEMS**  
All Wave AV Systems Pvt. Ltd.  
AV System & Solution Provider  
Laxmi Park, 100, Industrial Area  
Phase - III, Sector 48A  
Gurgaon - 122 002, India  
E-Mail: [contact@allwaveav.com](mailto:contact@allwaveav.com)  
Website: [www.allwaveav.com](http://www.allwaveav.com)

**AV SYSTEMS**  
All Wave AV Systems Pvt. Ltd.  
AV System & Solution Provider  
Laxmi Park, 100, Industrial Area  
Phase - III, Sector 48A  
Gurgaon - 122 002, India  
E-Mail: [contact@allwaveav.com](mailto:contact@allwaveav.com)  
Website: [www.allwaveav.com](http://www.allwaveav.com)

**WORKS COMPLETION CERTIFICATE**

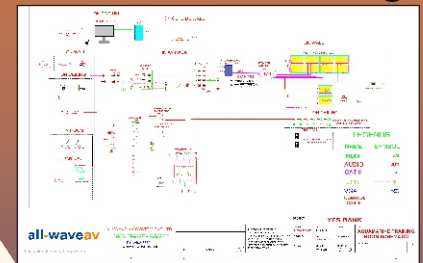
Project: Project Name  
Location: Address of Site.

Scope of works: Supply & Installation of AV SYSTEMS  
Purchase Order Reference: PO Number

This is to certify that  
All works contracted to us (including all additional works given to us) are complete and are exactly as stated on the enclosed "As-built drawings".  
All the works have been done true to the requirements of the tender / contract drawings, specifications and Bill of quantities issued to us.  
All the snags have been attended to and subsequently certified by us.  
In the event of any deviation / deficiency / discrepancy / defect, we undertake to correct / rectify the same within mutually agreed upon time frame of intimation as per our M.S. Client for the DCP. In the event of failing to do so, we authorize M.S. Client, to have the same corrected / completed / rectified at our risk and cost.  
Instructions for maintenance and operation are enclosed.  
We undertake to provide training by trained personnel for the proper up-keep of all materials, equipment and facilities provided by us including instructions for care, use, cleaning, and maintenance and operation procedures for each item.  
Enclosures:  
As Built Drawings  
Guarantees and Certificates as required by Contract documents.  
Maintenance & Operation Manuals including all original.  
Defects Liability Period: One year from the final installation date.

Signature of Asst. of Contractor: \_\_\_\_\_ Date: \_\_\_\_\_

## Schematic Drawing

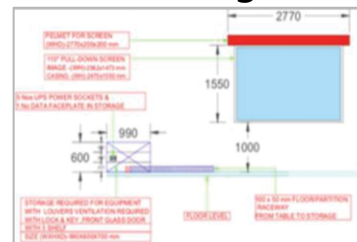


## 30 Point Checklist

Implementation Checklist				
Project name: SITE NAME		Start Date: 24/09/2017	End Date: 02/10/2018	FORM NO:AWAV/PROJ/20
Engineer NAME		Technician NAME		
Sl. No.	Tasks	Date	Remarks	
<b>Detailed Design/Construction Documents</b>				
1	PO Upload on Zoho	02/10/17	OK	
2	Kick off meeting, Get Architect Drawing, Contact details of project team	02/10/17	OK	
3	Cable length Measurement from AutoCAD drawing and actual on site	02/10/17	OK	
4	Prepare AV PMS control panel, Equipment drawings, AVR, AVR and lighting requirements, Equipment rack ventilation, Master Switch for Backups, Switches for Printer and Screens, I/O Back System of rack	09/10/17	OK	
5	Site visit of Technician and engineer to explain pre-requisites & PMS to client Architect and other agencies	04/10/17	OK	
6	Approval of PMS from Client and Architect Special instructions upload on Zoho	04/10/17	OK	
7	Site IP and Voice requirements explained to Data Vendor	04/10/17	OK	
8	Lighting recommendations for VC, Ballast type, Zoning light locations, Lamp types	NA	OK	
<b>Installation/Construction</b>				
9	Cabling, Ceiling, Floor, Partition, Floor Junction, Junction boxes, route to and ceiling	02/10/17	OK	
10	Cable management and dressing Cable Tie Cables Labeling, Labeling cable length	NA	OK	
11	Preliminary GUI for Touch panel and system Programming, source codes, R files	NA	OK	
12	Provide cabinet keys for speakers, projector mounts, face plate, pop up Back Tray door	02/10/17	OK	
13	Material Delivery on site lead time for certain items, Special items, NPD	04/10/17	OK	
14	Weekly Project status updates to Client by Engineer and on Zoho	02/10/17	OK	
15	Installation of all the rack components, Dimmer, Projector, JCU, Plasma, VC, Life Size Matrix on on base Digital signage frame Scheduling	02/10/17	OK	
16	Installation of Head end/Back components & Final Programming	NA	OK	
17	All Wires tags Stocked at job site on an equipment	02/11/17	OK	
18	Check all Matrix plug of equipments, signs on and off its labelling	02/10/17	OK	
19	Final IP of Client for VC port ending with appropriate	NA	OK	
<b>System Commissioning &amp; Testing (Post installation)</b>				
20	Alignment of equipments, lens alignment, Fine tuning and test of devices	02/10/17	OK	
21	All items stock properly and Motorized device Manual Up/Down switches	NA	OK	
22	Testing of Audio without Control of Laptop ports	02/29/17	OK	
23	Testing of Audio with Control of VC, JCU, Life Size TV	02/29/17	OK	
24	Testing of Video Conference on all 600 lines	NA	OK	
25	Labelling on face plate pop up box (PCI, PC1), key table	02/29/17	OK	
26	Lower patch cords like VGA and audio handled over to client/vendor batteries	12/10/17	OK	
27	Operating instruction- One paper laminated with All Wave logo-Schematic Diagram	12/10/17	OK	
28	Training imparted to Client staff, All four sign-off on Measurement Check, Customer Matrix Be Applied and provided Sign to Technician	12/10/17	OK	
29	Photographs of equipment front and rear, job location photos	12 Nov	OK	
30	Introduction of Equipment Manager and its work to Client and final sign off on Governmenting request, Customer Satisfaction Report.	12/14/17	OK	

Engineer's Sign: \_\_\_\_\_ Technician's Sign: \_\_\_\_\_ Manager's Sign: \_\_\_\_\_

## AVPMS Drawings



# Documentation

We pay special Importance to Training and handover documentations to clients so that they can continue the operations with minimal support from the Allwave AV team.

Our support documentation ensures that your AV & ICT system keeps running flawlessly for several years. Our service request (SR) is manned for special requests and services while our preventive maintenance (PM) ensures that our qualified technicians visit your site monthly to ensure that the rack is dressed correctly, equipment's are working correctly and service is carried out to ensure close to 100% uptime.


## Training

<b>all-wwaveav</b> find value in everything we do				
<b>ALL WAVE AV SYSTEMS PVT.LTD.</b>				
Training Attendance Record				
Date:				
Sr. No.	Name	Designation	Signature of Participant/Trainer	Trainer (Faculty)

## Preventive Maintenance

<b>all-wwaveav</b> find value in everything we do						
<b>Service Call / Maintenance Report</b>						
Sr. No. <b>7851</b>	Date: / /					
<input type="checkbox"/> Service Call <input type="checkbox"/> Preventive Maintenance <input type="checkbox"/> Corrective Maintenance						
Name and address of the Client / Company :						
Contact Person with Contact Details :						
Location (Board Room / Floor):						
No.	Description	Quantity	Normal Check	Losses/Check	Check for Prolonged Usage	Remarks
1	Audio Equipment					
2	Microphone					
3	Microphone					
4	Other (PPT / Mouse etc)					
5	Video Equipment					
6	Display / LCD Monitor / LED					
7	Projector / Beamer / Screen					
8	Projection Lamp Bulbs					
9	Other accessories etc					
10	Other (PPT / Mouse etc)					
11	Other (PPT / Mouse etc)					
12	Other (PPT / Mouse etc)					
13	Other (PPT / Mouse etc)					
14	Other (PPT / Mouse etc)					
15	Other (PPT / Mouse etc)					
16	Other (PPT / Mouse etc)					
17	Other (PPT / Mouse etc)					
18	Other (PPT / Mouse etc)					
19	Other (PPT / Mouse etc)					
20	Other (PPT / Mouse etc)					
21	Other (PPT / Mouse etc)					
22	Other (PPT / Mouse etc)					
23	Other (PPT / Mouse etc)					
24	Other (PPT / Mouse etc)					
25	Other (PPT / Mouse etc)					
26	Other (PPT / Mouse etc)					
27	Other (PPT / Mouse etc)					
28	Other (PPT / Mouse etc)					
29	Other (PPT / Mouse etc)					
30	Other (PPT / Mouse etc)					
31	Other (PPT / Mouse etc)					
32	Other (PPT / Mouse etc)					
33	Other (PPT / Mouse etc)					
34	Other (PPT / Mouse etc)					
35	Other (PPT / Mouse etc)					
36	Other (PPT / Mouse etc)					
37	Other (PPT / Mouse etc)					
38	Other (PPT / Mouse etc)					
39	Other (PPT / Mouse etc)					
40	Other (PPT / Mouse etc)					
41	Other (PPT / Mouse etc)					
42	Other (PPT / Mouse etc)					
43	Other (PPT / Mouse etc)					
44	Other (PPT / Mouse etc)					
45	Other (PPT / Mouse etc)					
46	Other (PPT / Mouse etc)					
47	Other (PPT / Mouse etc)					
48	Other (PPT / Mouse etc)					
49	Other (PPT / Mouse etc)					
50	Other (PPT / Mouse etc)					
51	Other (PPT / Mouse etc)					
52	Other (PPT / Mouse etc)					
53	Other (PPT / Mouse etc)					
54	Other (PPT / Mouse etc)					
55	Other (PPT / Mouse etc)					
56	Other (PPT / Mouse etc)					
57	Other (PPT / Mouse etc)					
58	Other (PPT / Mouse etc)					
59	Other (PPT / Mouse etc)					
60	Other (PPT / Mouse etc)					
61	Other (PPT / Mouse etc)					
62	Other (PPT / Mouse etc)					
63	Other (PPT / Mouse etc)					
64	Other (PPT / Mouse etc)					
65	Other (PPT / Mouse etc)					
66	Other (PPT / Mouse etc)					
67	Other (PPT / Mouse etc)					
68	Other (PPT / Mouse etc)					
69	Other (PPT / Mouse etc)					
70	Other (PPT / Mouse etc)					
71	Other (PPT / Mouse etc)					
72	Other (PPT / Mouse etc)					
73	Other (PPT / Mouse etc)					
74	Other (PPT / Mouse etc)					
75	Other (PPT / Mouse etc)					
76	Other (PPT / Mouse etc)					
77	Other (PPT / Mouse etc)					
78	Other (PPT / Mouse etc)					
79	Other (PPT / Mouse etc)					
80	Other (PPT / Mouse etc)					
81	Other (PPT / Mouse etc)					
82	Other (PPT / Mouse etc)					
83	Other (PPT / Mouse etc)					
84	Other (PPT / Mouse etc)					
85	Other (PPT / Mouse etc)					
86	Other (PPT / Mouse etc)					
87	Other (PPT / Mouse etc)					
88	Other (PPT / Mouse etc)					
89	Other (PPT / Mouse etc)					
90	Other (PPT / Mouse etc)					
91	Other (PPT / Mouse etc)					
92	Other (PPT / Mouse etc)					
93	Other (PPT / Mouse etc)					
94	Other (PPT / Mouse etc)					
95	Other (PPT / Mouse etc)					
96	Other (PPT / Mouse etc)					
97	Other (PPT / Mouse etc)					
98	Other (PPT / Mouse etc)					
99	Other (PPT / Mouse etc)					
100	Other (PPT / Mouse etc)					
Risk Rating:		Service Work Center call.			Reason:	
Technician's Name & Sign:				Customer's Sign & Stamp:		
© 2011 All Wave AV. All rights reserved. This information is used as checklist mechanism. Some part of your comments might be used for training and promotional purposes. In case you wish to maintain confidentiality, please do not write in advance.						

## Operation Guide

<u>OPERATING INSTRUCTIONS FOR VC ROOMS/ &amp; PAUL MEETING ROOM</u>
<b>Steps for TV Presentation:</b>
<ul style="list-style-type: none"><li>• Press ON button of the remote to Power ON the TV. Select HDMI 1 Source on TV.</li><li>• For VGA Presentation. Connect VGA Cable One End to Air cable caddy and other End to Laptop. Press Window and "W" button Both Together and Display the Image of Windows.</li><li>• Connect Audio Jack cable One End to Air Faceplate and Other End to Laptop Audio Port for Audio in VGA Presentation. Select HDMI 1 Source on TV.</li><li>• For HDMI Presentation, Connect HDMI cable One End to Air cable caddy and Other End to Laptop. Select HDMI 1 Source on TV.</li><li>• For Barco Click-share: connect Barco button to Laptop. Install the software and press the Barco button. Select HDMI 1 Source on TV.</li><li>• For Barco Click-share: Select the switcher input Manually.</li></ul>
<b>Steps for VC and content sharing:</b>
<ul style="list-style-type: none"><li>• For Video Conferencing: make sure your Cisco codec is in ON state as well as Your TV is in ON state. Select HDMI 2 Source.</li><li>• Press Call button on Remote of the Codec to go into contact list.</li><li>• Type IP Address of the location where you want to make the call.</li><li>• Press Call button to make the call.</li><li>• For CONTENT SHARING through VC,<ul style="list-style-type: none"><li>• Connect your laptop to HDMI/ VGA port of cable caddy.</li><li>• Press CONTENT button on the remote of the CODEC for content sharing.</li></ul></li></ul>


## Support

<b>all-wwaveav</b> find value in everything we do					
<b>SERVICE CALL</b>					
Sr. No. <b>1820</b>	Date: / /				
Name & Address of Client:					
Location (Board Room / Floor):					
Sr. No.	Description	Made	Model	Serial Number	Remarks
Fault Reported:					
Service work called out:					
Work Pending:					
Reason:					
Overall experience with service:					
Repairer Report:					
Handily given:			Challen No:		
Equipment Fresh setup (Y/N):					
Cable fixing (Y/N):					
Press button if needed:					
Suggestion:					
Technician's Name:		Client's Sign & Stamp:		Time:	
Scanned by CamScanner					

# Sampling of our Esteemed Clients



- **BFSI** • **Hospitality** • **Enterprise** • **FMCG** • **SME's** • **Retail**
- **Experience Centers** • **Commands Centers**

## Testimonials / Client references

"Allwave AV has been our partner for our installation and maintenance of our AV Infrastructure pan India for boardrooms, video Conferencing and training rooms. They are very professional and the quality of the installations have been top notch"

**- Mahendra Moghe**

AVP at Fullerton India  
Credit Company Ltd.

"We have found the services of Allwave AV to be very professional and innovative with out box solutions where necessary and they have delighted us with their services and after sales and after installation services"

**- Feroze Katrak**

Administration  
Solution and Estates,  
3i Infotech Ltd.

"Professionally managed and technically equipped group with dedicated manpower. We wish all the best to this upcoming and highly potential group."

**- Shailendra Tripathi**

Peninsula Land  
Limited

"Excellent on-time execution & support"

**- Bhavna Singh**

Marsh India  
Insurance Brokers  
Pvt. Ltd.



# Our Partners

## Our Growth Story

Over the years of our 22+ years of elite projects for our clients, we have joined with some of the largest AVSI's around the globe. This not only strengthens our offerings but enables us to offer our clients the best technology driven solutions available.



Panasonic



SHARP



PHILIPS



BenQ

BOSE



BELDEN  
SENDING ALL THE RIGHT SIGNALS

CTGaudio

raylogic  
CONTROL. DESIGN. PWT. LIVE.

AGATH  
TÉLÉVISEURS D'EXCEPTION

REVOX

NEC

CUE

biamp.



AMX

REMACO

apart

Blackmagicdesign

CRESTRON

HARMAN



beyerdynamic

SpeakerCraft

ANOTO



# Allwave AV Systems

Mumbai • Pune • Bangalore • Hyderabad • Chennai • NCR • Kolkata



[contact@allwaveav.com](mailto:contact@allwaveav.com)



[linkedin.com/allwave-av-system/](https://www.linkedin.com/company/allwave-av-system/)



[www.allwaveav.com](http://www.allwaveav.com)



[twitter.com/allwaveav](https://twitter.com/allwaveav)



[facebook.com/Allwave.AV.Systems/](https://www.facebook.com/Allwave.AV.Systems/)